


Management: 192.168.1.11

192.168.1.12




UniFi Controller

Wireless Networks

NAME	SECURITY	GUEST NETWORK	VLAN	ACTIONS
GNetAP	wpa2psk			EDIT DELETE
GNetIoT	wpa2psk	<input checked="" type="checkbox"/>	50	EDIT DELETE
Griggs_guest	wpa2psk	<input checked="" type="checkbox"/>	30	EDIT DELETE

+ CREATE NEW WIRELESS NETWORK A maximum of 4 wireless networks are allowed per WLAN group when connectivity monitor is enabled



VLAN Configuration

VLAN ID	VLAN Name	VLAN Type
1	Default	Default
2	Voice VLAN	Default
3	Auto-Video	Default
30	guest wifi	Static
50	IOT network	Static

VLAN Membership

VLAN Membership

VLAN ID: 30

VLAN Name: guest wifi


VLAN Type: Static

Port	1	2	3	4	5	6	7	8	9	10
Port										
LAG										

Port PVID Configuration

PVID Configuration

Interface	PVID Configured (1 to 4093)	Current PVID	Acceptable Frame Types	Ingress Filtering	Port Priority (0 to 7)
g1	1	1	Admit All	Disable	0
g2	1	1	Admit All	Disable	0
g3	1	1	Admit All	Disable	0
g4	1	1	Admit All	Disable	0
g5	1	1	Admit All	Disable	0
g6	1	1	Admit All	Disable	0
g7	1	1	Admit All	Disable	0
g8	1	1	Admit All	Disable	0
g9	1	1	Admit All	Disable	0
g10	1	1	Admit All	Disable	0



LAG 1



VLAN Configuration

VLAN Configuration

VLAN ID	VLAN Name	VLAN Type	Make Static
1	default	Default	Disable
30	guest wifi	Static	Disable
50	IOT network	Static	Disable

VLAN Membership

VLAN Membership

VLAN ID: 1

VLAN Name: default

VLAN Type: Default

Port	1	2	3	4	5	6	7	8	9	10	11	12
Port	U	U	U	U	U	U	U	U	U	U	U	U
LAG												

Port PVID Configuration

PVID Configuration


Interface	Configured PVID	Current PVID	Acceptable Frame Types	Configured Ingress Filtering	Current Ingress Filtering	Port Priority
01	1	1	Admit All	Disable	Disable	0
02	50	50	Admit All	Disable	Disable	0
03	1	1	Admit All	Disable	Disable	0
04	1	1	Admit All	Disable	Disable	0
05	1	1	Admit All	Disable	Disable	0
06	1	1	Admit All	Disable	Disable	0
07	1	0	Admit All	Disable	Disable	0
08	1	0	Admit All	Disable	Disable	0
09	1	0	Admit All	Disable	Disable	0
010	1	0	Admit All	Disable	Disable	0
011	1	0	Admit All	Disable	Disable	0
012	1	0	Admit All	Disable	Disable	0



192.168.1.1/24

VLAN 30: 10.30.0.1/24

VLAN 50: 10.50.0.1/24



RPi3: 10.50.0.3