

Background

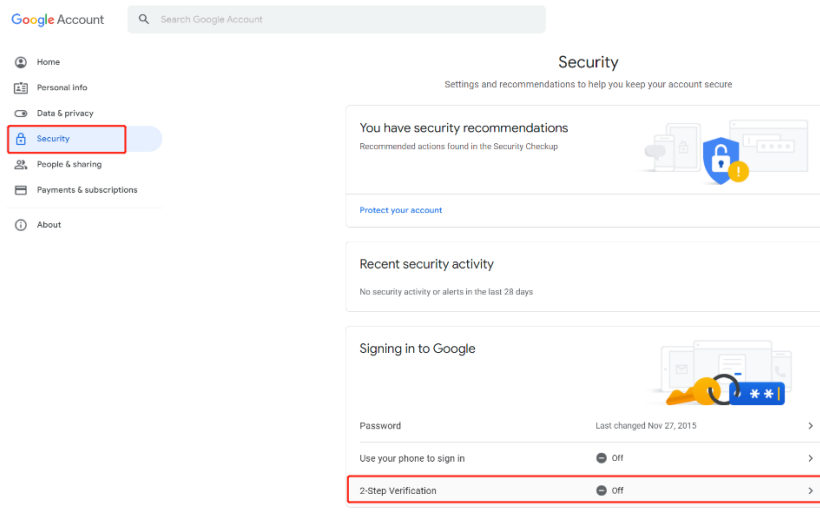
After May 30th, 2022, Google Mail Server will block access to applications with lower security.

Solution

According to the Google official Doc, users can enhance security by enabling **2-Step Verification** and set **APP Passwords**.


The instructions are as below:

1. Go to the following page in <https://myaccount.google.com/>
Security — 2-Step Verification (click here)




2. Enabling 2-Step Verification


← 2-Step Verification



Protect your account with 2-Step Verification

Each time you sign in to your Google Account, you'll need your password and a verification code. [Learn more](#)

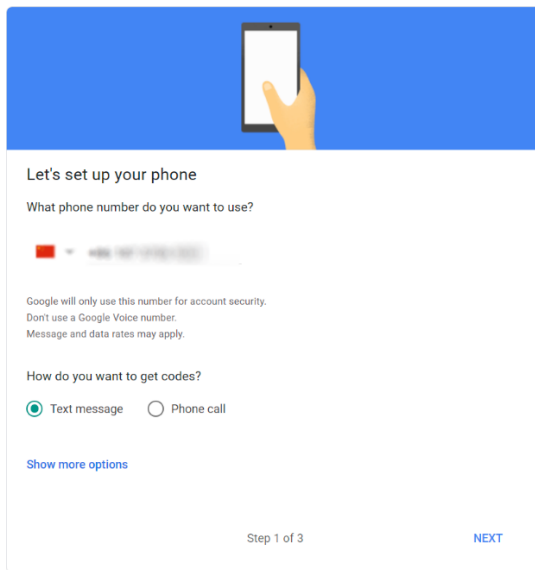
 **Add an extra layer of security**
Enter your password and a unique verification code that's sent to your phone.

 **Keep the bad guys out**
Even if someone else gets your password, it won't be enough to sign in to your account.

[GET STARTED](#)


3. Input your phone number and the verification code, and turn on the 2-Step Verification

← 2-Step Verification



Let's set up your phone

What phone number do you want to use?

 +44 7700 1234567

Google will only use this number for account security.
Don't use a Google Voice number.
Message and data rates may apply.

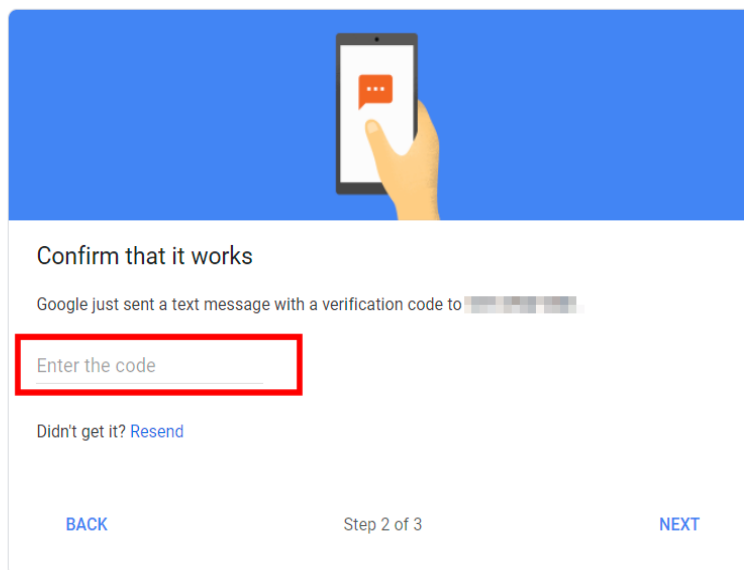
How do you want to get codes?

Text message Phone call


[Show more options](#)

Step 1 of 3 [NEXT](#)

← 2-Step Verification




Confirm that it works

Google just sent a text message with a verification code to 

Didn't get it? [Resend](#)

[BACK](#) Step 2 of 3 [NEXT](#)




It worked! Turn on 2-Step Verification?

Now that you've seen how it works, do you want to turn on 2-Step Verification for your Google Account tylyrye1995@gmail.com?

Step 3 of 3

TURN ON

Signing in to Google



Password	Last changed Nov 27, 2015	>
2-Step Verification	<input checked="" type="checkbox"/> On	>
App passwords	None	>

4. Set APP Passwords

Security — APP Passwords (click here)

Activity	Time	Location
App password removed	1:57 PM	
App password created	1:56 PM	
Signing in with 2-Step Verification was turned on	1:38 PM	China

Setting	Value
Password	Last changed Nov 27, 2015
2-Step Verification	On
App passwords	None

Select Mail and Others, generate the APP Passwords

← App passwords

App passwords let you sign in to your Google Account from apps on devices that don't support 2-Step Verification. You'll only need to enter it once so you don't need to remember it. [Learn more](#)

You don't have any app passwords.

Select the app and device you want to generate the app password for.

Select app Select device

GENERATE

← App passwords

App passwords let you sign in to your Google Account from apps on devices that don't support 2-Step Verification. You'll only need to enter it once so you don't need to remember it. [Learn more](#)

You don't have any app passwords.

Select the app and device you want to generate the app password for.

Mail

GENERATE

- iPhone
- iPad
- BlackBerry
- Mac
- Windows Phone
- Windows Computer
- Other (Custom name)

Input a name for where you want to use this APP Password

For Example: NVR-SMTP

← App passwords

App passwords let you sign in to your Google Account from apps on devices that don't support 2-Step Verification. You'll only need to enter it once so you don't need to remember it. [Learn more](#)

You don't have any app passwords.

Select the app and device you want to generate the app password for.

e.g. YouTube on my Xb... ✕

GENERATE

Your 16-character APP Password will pop up. Just like your normal password, this app password grants complete access to your Google Account. You do not need to remember this password, so do not write it down or share it with others.

Generated app password

Your app password for your device

a x j y s e s c : r

How to use it

Go to the settings for your Google Account in the application or device you are trying to set up. Replace your password with the 16-character password shown above. Just like your normal password, this app password grants complete access to your Google Account. You won't need to remember it, so don't write it down or share it with anyone.

DONE

Email

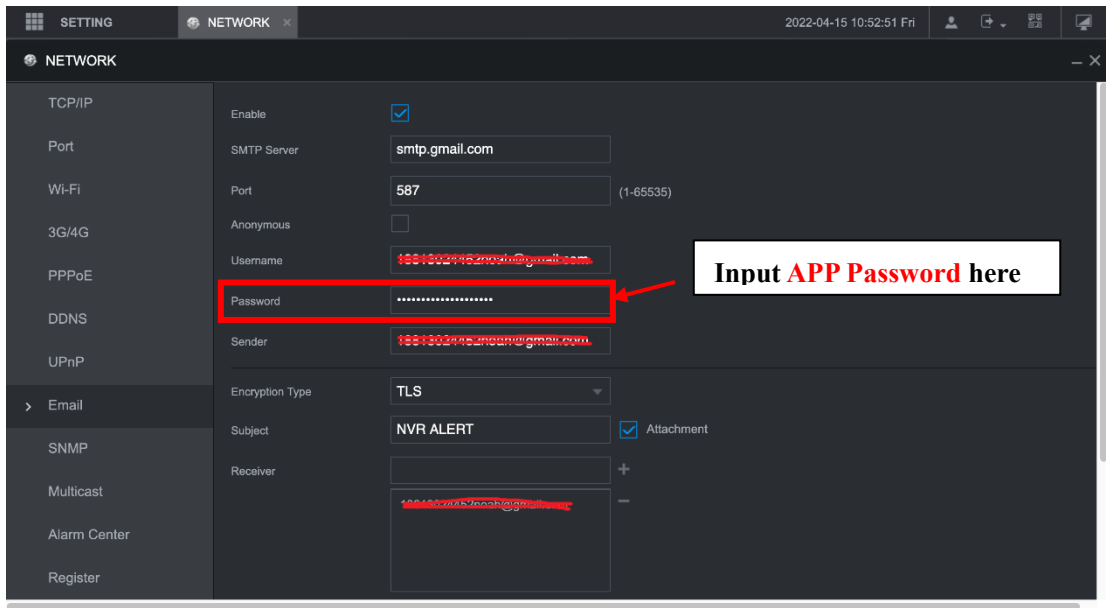
securesally@gmail.com

Password

●●●●●●●●●●

5. Input this APP Password in your NVR SMTP configuration Page.

NVR Path: Network — Email



Please input the 16-characters APP Password, don't input Space or your Gmail login password.

Then, your NVR can normally use Gmail.