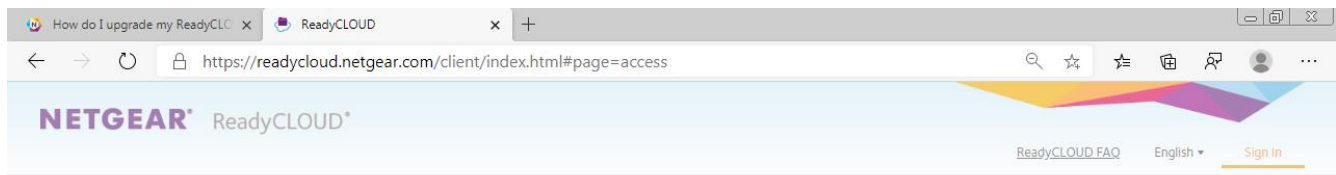


A login form titled 'Sign in with MyNETGEAR account' featuring a key icon. It includes input fields for 'Email:' and 'Password:', a 'Stay signed in' checkbox, and a blue 'Sign In' button. A red box highlights the link 'Upgrade to a MyNETGEAR Account', with a large blue arrow pointing towards it. At the bottom, there are links for 'Create Account', 'Forgot Password', 'Terms of Use', and 'Privacy Policy'.A section of the login page offering account options. It starts with a blue button 'Sign in with MyNETGEAR account'. Below it, a grey button says 'Create a MyNETGEAR account'. An 'or' separator is followed by a red box containing the link 'Upgrade Your Existing ReadyCLOUD Account', which is pointed to by an orange arrow.

https://readycloud.netgear.com/client/index.html#


Upgrade Your Existing ReadyCLOUD Account

ReadyCLOUD Username: info@santantoniodro.it
ReadyCLOUD Password:

Start the Upgrade Process

Forgot Account


Username/Password Recovery

 ☐ I don't know my password
For example: clouduser, or jsmith, or johnSmith, or jeff_mobile.
Username:

☒ I don't know my username
Enter the alternate email address you provided at registration.
Email: info@santantoniodro.it

Recover Cancel

Username/Password Recovery

 ReadyCLOUD does not have a user ID with the email address you entered.

OK